



دائرة الثقافة والسياحة
DEPARTMENT OF CULTURE
AND TOURISM

ABU DHABI HOTEL PERFORMANCE REPORT

FEBRUARY & YTD 2022



ABU DHABI HOTEL PERFORMANCE

دائرة الثقافة والسياحة
DEPARTMENT OF CULTURE
AND TOURISM



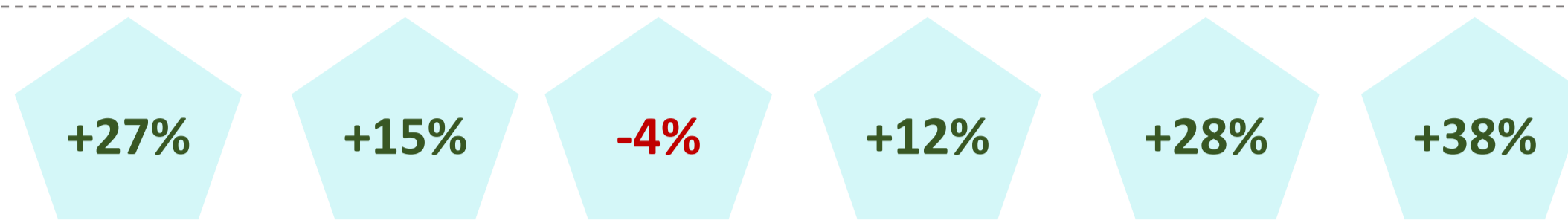
FEBRUARY & YTD 2022

OVERALL PERFORMANCE – FEB 2022

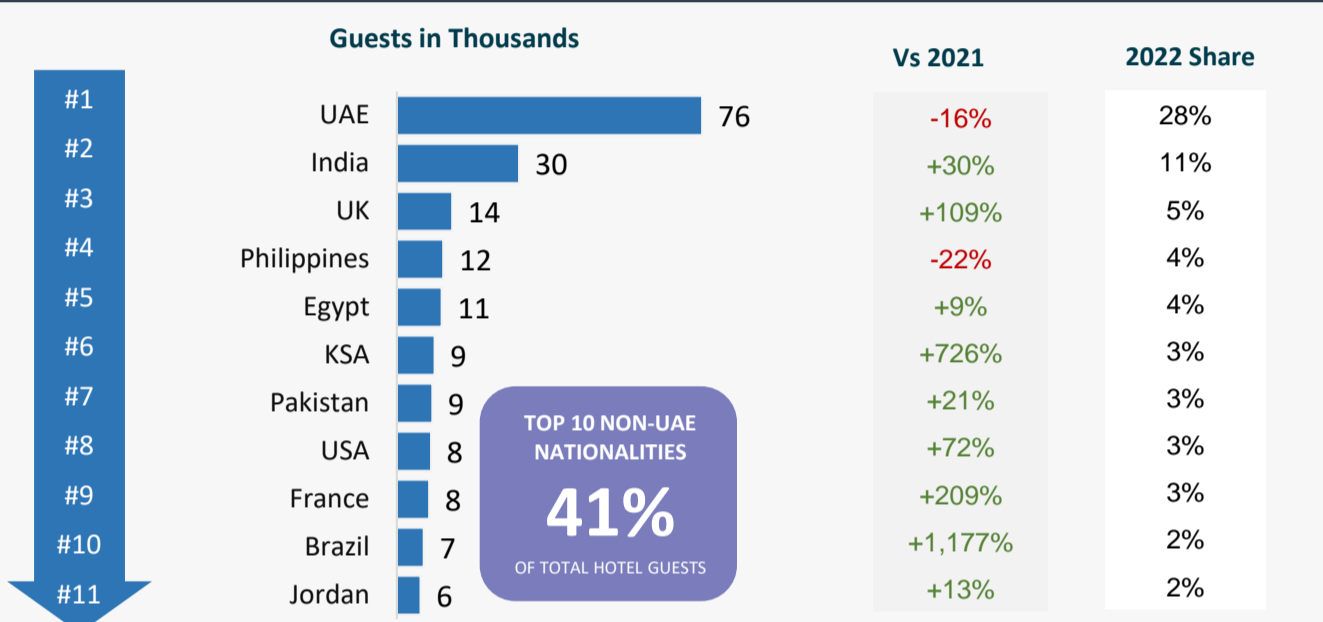
February
2022
Performance



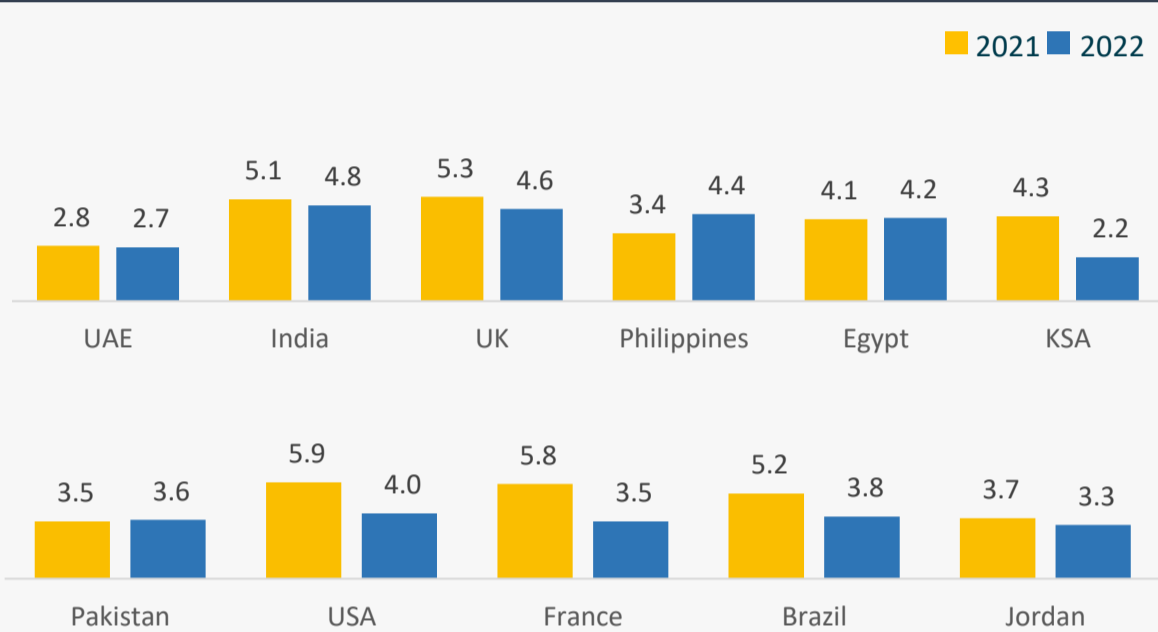
% Change vs
2021



HOTEL GUEST NATIONALITIES – FEB 2022



ALOS ACROSS TOP NATIONALITIES – FEB 2022



PERFORMANCE BY REGIONS – FEB 2022

FEB 2022	ABU DHABI		AL AIN		AL DHAFRA	
Key Indicators	Actuals	Vs 2021	Actuals	Vs 2021	Actuals	Vs 2021
Guests (K)	238.7	+28%	27.8	+20%	9.3	+15%
Occupancy	81%	+16%	74%	+5%	60%	+3%
ALOS (Nights)	3.7	-3%	2.4	-21%	3.6	+3%
Total Rev(M AED)	381.8	+43%	23.1	+13%	23.2	+3%
ARR (AED)	340	+14%	281	+2%	525	-13%
REVPAR (AED)	274	+33%	208	+8%	313	-10%

PERFORMANCE BY STAR-RATINGS – FEB 2022

FEB 2022	5-STAR HOTELS		4-STAR HOTELS		1-3 STAR HOTELS		HOTEL APARTMENTS	
Key Indicators	Actuals	% Change vs 2021	Actuals	% Change vs 2021	Actuals	% Change vs 2021	Actuals	% Change vs 2021
Guests (K)	124.5	+51%	80.8	+8%	42.6	+11%	27.9	+27%
Occupancy	72%	+18%	86%	+17%	83%	+9%	87%	+12%
ALOS (Nights)	3.4	-13%	3.0	+14%	3.0	-10%	6.6	-9%
Total Rev(M AED)	297.0	+49%	68.8	+18%	28.5	+22%	33.8	+16%
ARR (AED)	487	+16%	229	-0.4%	201	+3%	253	+2%
REVPAR (AED)	350	+37%	198	+17%	166	+12%	221	+14%

YTD FEBRUARY 2022 PERFORMANCE

OVERALL PERFORMANCE – YTD FEB 2022

YTD FEB
2022
Performance

Hotel Guests

540K

Hotel Occupancy

77%

Hotel ALOS

3.7 Nights

ARR (AED)

333

REVPAR (AED)

258

Revenues (AED)

829MN

% Change vs
2021

+20%

+18%

+2%

+18%

+39%

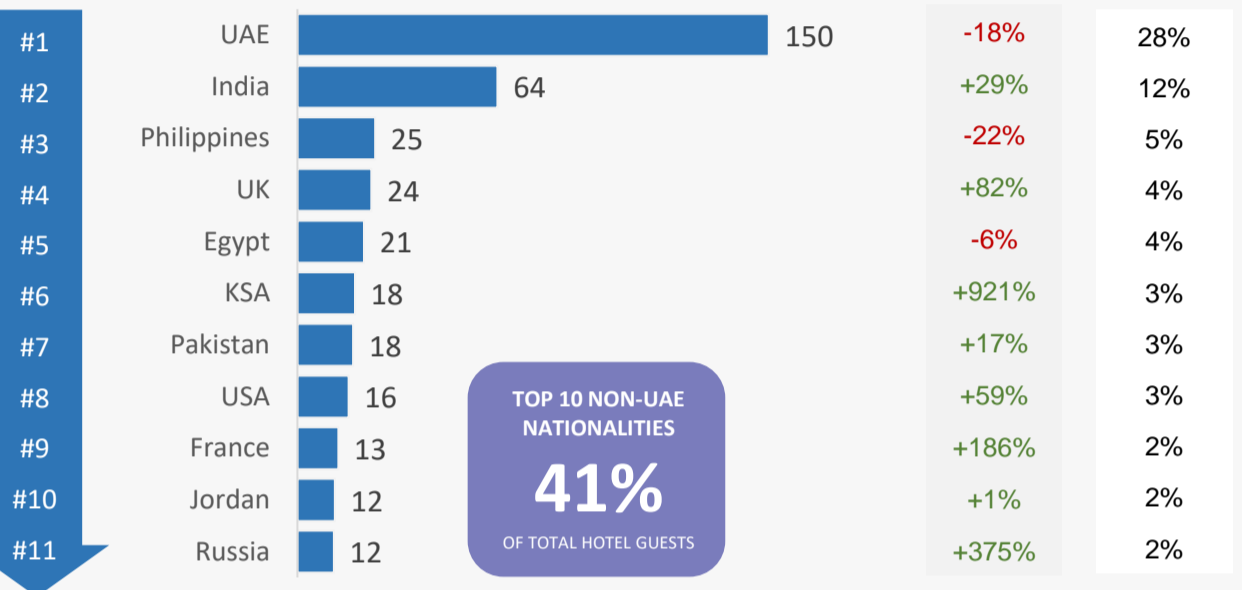
+42%

HOTEL GUEST NATIONALITIES – YTD FEB 2022

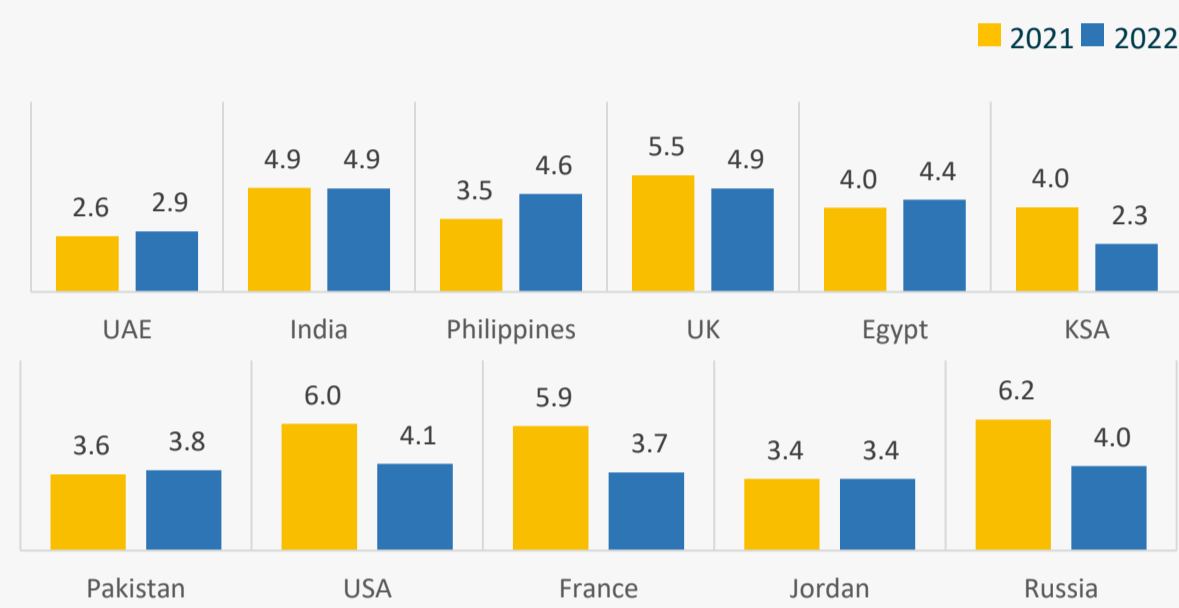
Guests in Thousands

Vs 2021

2022 Share



ALOS ACROSS TOP NATIONALITIES – YTD FEB 2022



PERFORMANCE BY REGIONS – YTD FEB 2022

YTD FEB 2022	ABU DHABI		AL AIN		AL DHAFRA	
Key Indicators	Actuals	Vs 2021	Actuals	Vs 2021	Actuals	Vs 2021
Guests (K)	467.3	+22%	52.8	+7%	20.3	+24%
Occupancy	79%	+19%	74%	+8%	58%	+14%
ALOS (Nights)	3.9	+3%	2.5	-11%	3.3	+2%
Total Rev(M AED)	740.8	+47%	45.3	+14%	42.8	+14%
ARR (AED)	331	+21%	274	+5%	518	-5%
REVPAR (AED)	260	+43%	202	+14%	300	+9%

PERFORMANCE BY STAR-RATINGS – YTD FEB 2022

YTD FEB 2022	5-STAR HOTELS		4-STAR HOTELS		1-3 STAR HOTELS		HOTEL APARTMENTS	
Key Indicators	Actuals	% Change vs 2021	Actuals	% Change vs 2021	Actuals	% Change vs 2021	Actuals	% Change vs 2021
Guests (K)	239.9	+45%	159.8	+1%	83.4	+8%	57.3	+21%
Occupancy	69%	+23%	86%	+17%	84%	+15%	86%	+11%
ALOS (Nights)	3.6	-6%	3.1	+18%	3.3	+2%	6.7	-6%
Total Rev(M AED)	559.3	+51%	140.5	+24%	59.8	+42%	69.5	+20%
ARR (AED)	477	+21%	225	+6%	191	+13%	252	+7%
REVPAR (AED)	329	+49%	192	+24%	160	+30%	216	+19%